



National Marine Manufacturers Association

nmma.org

ECONOMIC SIGNIFICANCE OF RECREATIONAL BOATING IN ARIZONA



TOTAL ANNUAL ECONOMIC IMPACT OF RECREATIONAL BOATING:

\$1.33 BILLION

| | |
|--|------------------------|
| Number of Recreational Boats* | 134,059 |
| Recreational Boating Industry Businesses | 379 |
| Total Jobs | 10,592 |
| Annual Recreational Boating-Related Spending | \$562.8 MILLION |


RECREATIONAL BOATS IN ARIZONA

TOTAL BOATS* ▶ **134,059**

REGISTERED BOATS 134,059

| | |
|-------------|--------|
| Power boats | 96,291 |
| PWCs | 23,133 |
| Sailboats | 2,225 |
| Other Boats | 12,410 |

HOUSEHOLDS PER BOAT 18.0

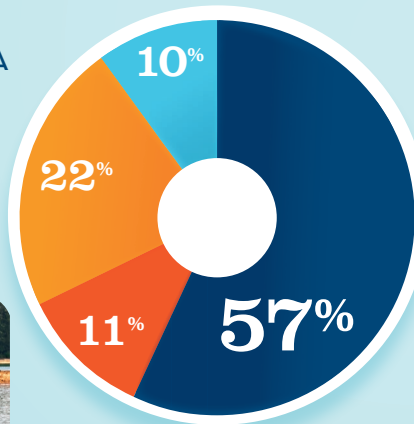


* Total boats are registered boats as reported by states to the USCG.

RECREATIONAL BOATING CREATES JOBS IN ARIZONA

TOTAL BOATING JOBS ▶ **2,795**

| | |
|---------------------------|-------|
| Boat Building | 269 |
| Motor / Engine Mfg. | 1 |
| Accessory / Supplies Mfg. | 613 |
| Dealers / Wholesalers | 308 |
| Boat Services | 1,604 |



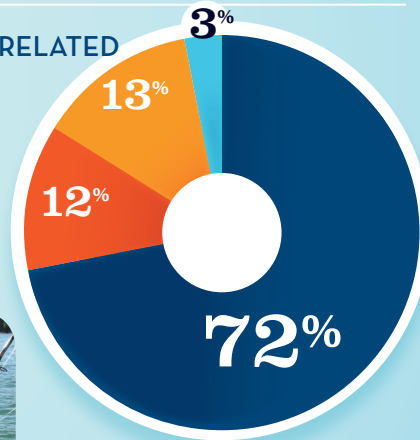
● BOAT BUILDING
● MOTOR/ENG. MFG.†
● ACC./SUPPLIES MFGR.
● DLRS/WHOLESALERS
● BOAT SERVICES
 † 0%



RECREATIONAL BOATING-RELATED BUSINESSES IN ARIZONA

TOTAL BUSINESSES ▶ **379**

| | |
|---------------------------|-----|
| Boat Building | 12 |
| Motor / Engine Mfg. | 1 |
| Accessory / Supplies Mfg. | 50 |
| Dealers / Wholesalers | 45 |
| Boat Services | 271 |



● BOAT BUILDING
● MOTOR/ENG. MFG.†
● ACC./SUPPLIES MFGR.
● DLRS/WHOLESALERS
● BOAT SERVICES
 † 0%

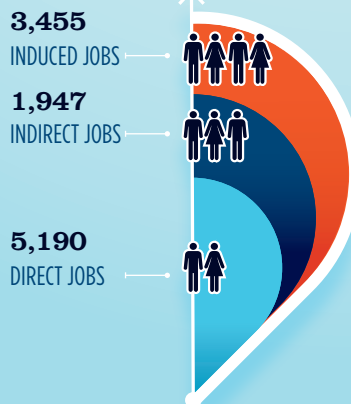


ESTIMATED JOBS IMPACT OF RECREATIONAL BOATING-RELATED SPENDING IN ARIZONA

EST. TOTAL JOBS ▶ **10,592**

EST. TOTAL LABOR INCOME **\$439.2** MILLIONS

| | |
|----------------------|---------|
| Est. Direct Income | \$179.4 |
| Est. Indirect Income | \$108.5 |
| Est. Induced Income | \$151.2 |



RECREATIONAL BOATING INDUSTRY SALES IN ARIZONA

| | | |
|--|----------------|------------------------|
| Boat Building | \$69.4 | \$69.4 MILLION |
| Motor / Engine Mfg. | \$0.6 | \$0.6 MILLION |
| Accessory / Supplies Mfg. | \$121.5 | \$121.5 MILLION |
| TOTAL MFG. SALES | \$191.5 | |
| Dealers / Wholesalers | \$146.3 | \$146.3 MILLION |
| Boat Services | \$350.2 | \$350.2 MILLION |
| TOTAL RETAIL & SERVICES SALES | \$496.5 | |

● BOAT BUILDING
● MOTOR/ENG. MFG.
● ACC./SUPPLIES MFGR.
● DLRS/WHOLESALERS
● BOAT SERVICES

Source: NMMMA's Center of Knowledge; Recreational Marine Research Center at Michigan State University